

Signify Classified - Internal
Cooper Lighting Solutions Photometric Lab
1121 Highway 74 South
Peachtree City, GA 30269



Scaled data based on original data using
LM-79-08 Approved Method: Electrical and Photometric Measurements of Solid-
State Lighting Products

Test Report Prepared for
Cooper Lighting Solutions
(formerly Eaton)

Brand: INVUE

Report Number: P868856

Luminaire Tested: **EMM2-HSN-SA3A-740-U-T2R-HSS**

Issue Date: 08/22/2024



Test Information

Test Method: LM-79-08
Report Number: P868856
Test Lab: INNOVATION CENTER(G3)
Issue Date: 08/22/2024
Manufacturer: COOPER LIGHTING SOLUTIONS (FORMERLY EATON)
Product Line: INVUE
Catalog Number: EMM2-HSN-SA3A-740-U-T2R-HSS
Description: EPIC MODERN SHORT HOUSING DISCRETE LED ARRAYS 130W 70CRI 4000K
FITXURE w/ TYPE II ROADWAY DISTRIBUTION OPTIC AND HOUSE SIDE SHIELD
Light Source: (30) 4000K CCT, 70 CRI LEDS
Ballast/Driver: ELECTRONIC DRIVER

Summary

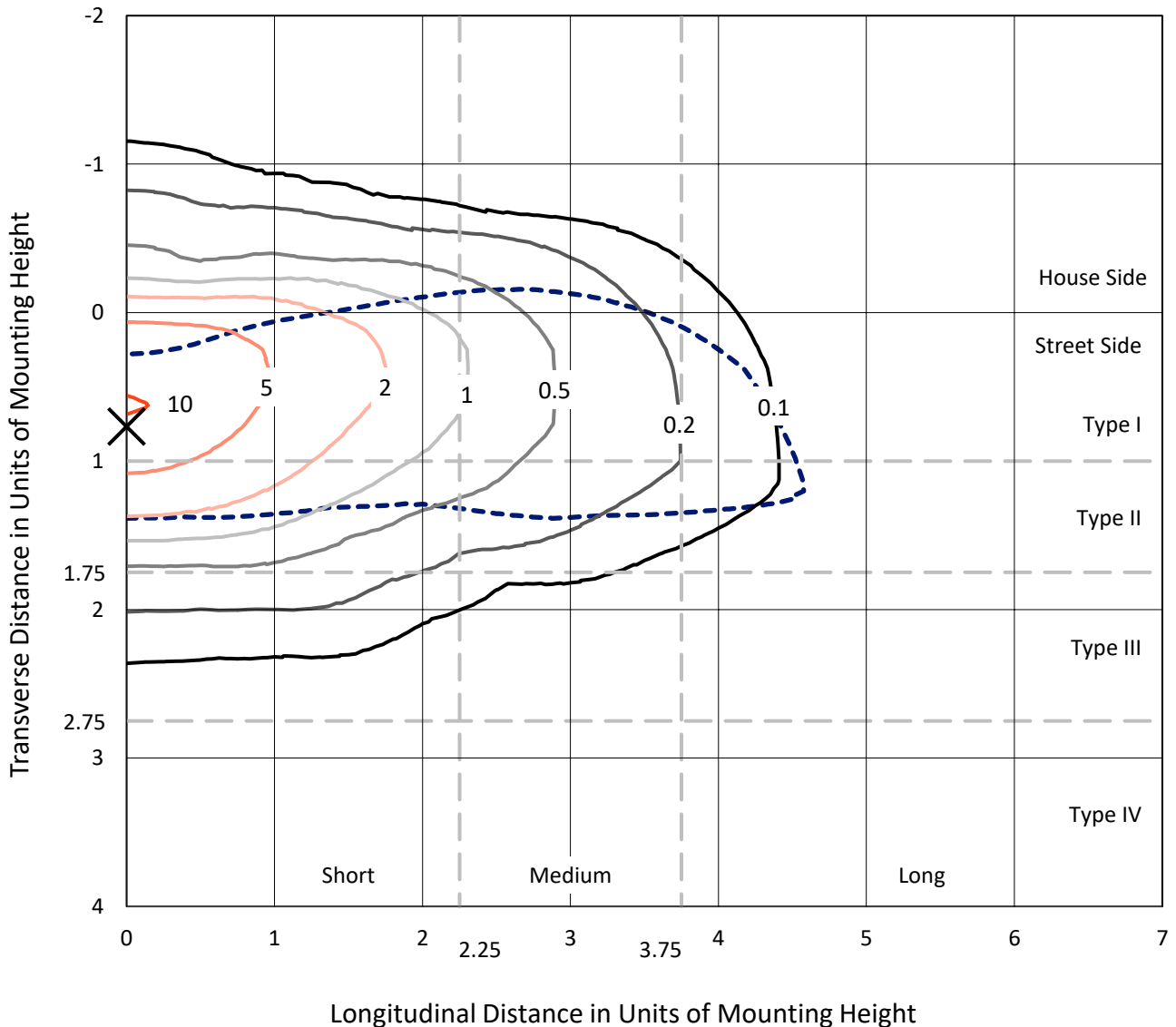
Lumens per Lamp: N/A
Luminaire Lumens: 12058.5 lumens
Efficiency: N/A
Efficacy: 106.7 lumens/watt
Luminous Opening: Rectangular (W 1' x L: 0.33' x H: 0')
IES Classification: Type II - Short
BUG Rating: B2 - U0 - G2

Input Watts (W): 113
Input Voltage (V): 120
Input Current (A_{in}): NR
Voltage Rise (V): NR
Power Factor: 0.99
Total Harmonic Distortion (THDi): 7.77%
Frequency (hertz): 60
Stabilization Time: NR
Operation Time: NR
Ambient Temperature (°C): NR
Test Distance: 24 FT

REPORT NUMBER: P868856
 CATALOG NUMBER: EMM2-HSN-SA3A-740-U-T2R-HSS

Iso-Footcandle Lines of Horizontal Illumination

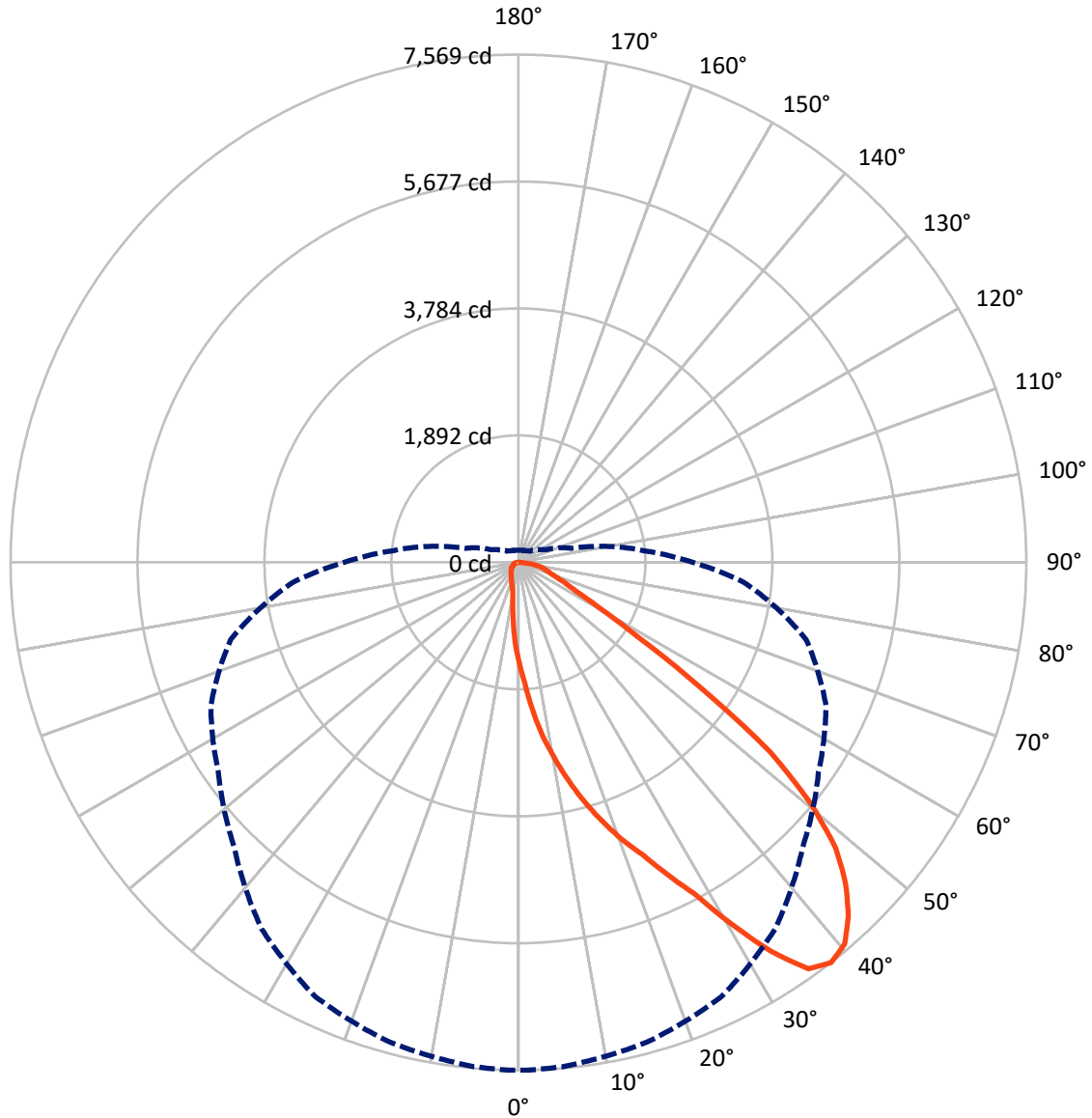
× Max cd
 - - - 1/2 Max cd



Based on 20 foot mounting height. Maximum calculated value = 10.3 fc
 Type II - Short - N/A

REPORT NUMBER: P868856
CATALOG NUMBER: EMM2-HSN-SA3A-740-U-T2R-HSS

Luminous Intensity Polar Plot



— Vertical Plane Through 0-Deg Lateral - - - Horizontal Cone Through 37.5-Deg Vertical

REPORT NUMBER: P868856
 CATALOG NUMBER: EMM2-HSN-SA3A-740-U-T2R-HSS

FLUX DISTRIBUTION:

		Downward	Upward	Total
House Side	Lumens	1438.2	0.0	1438.2
	% Fixture	11.9	0.0	11.9
Street Side	Lumens	10620.3	0.0	10620.3
	% Fixture	88.1	0.0	88.1
Total	Lumens	12058.5	0.0	12058.5
	% Fixture	100.0	0.0	100.0

Coefficient of Utilization

ZONAL LUMENS:

Zone	Lumens	% Fixture
0°-10°	149.9	1.2
10°-20°	524.0	4.3
20°-30°	1081.2	9.0
30°-40°	1902.3	15.8
40°-50°	2582.9	21.4
50°-60°	2559.1	21.2
60°-70°	1970.2	16.3
70°-80°	1143.4	9.5
80°-90°	145.4	1.2
90°-100°	0.0	0.0
100°-110°	0.0	0.0
110°-120°	0.0	0.0
120°-130°	0.0	0.0
130°-140°	0.0	0.0
140°-150°	0.0	0.0
150°-160°	0.0	0.0
160°-170°	0.0	0.0
170°-180°	0.0	0.0
0°-90°	12058.5	100.0
0°-180°	12058.5	100.0



REPORT NUMBER: P868856

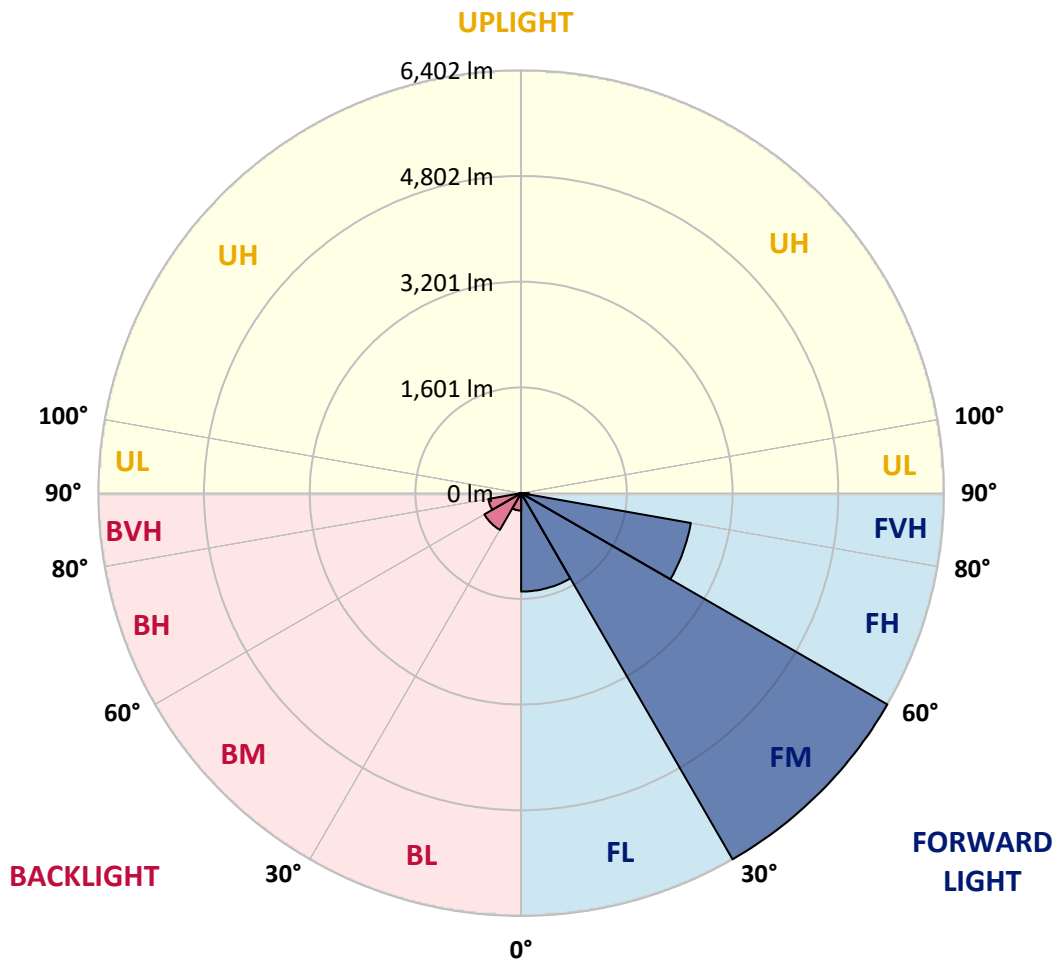
CATALOG NUMBER: EMM2-HSN-SA3A-740-U-T2R-HSS

LUMINAIRE CLASSIFICATION SYSTEM LUMEN TABLE AND BUG RATING:

Zone	Lumens	% Fixture	Zone Rating/Lumen Limit		
			B	U	G
FL (0°-30°)	1490.7	12.4			
FM (30°-60°)	6402.0	53.1			
FH (60°-80°)	2609.0	21.6			G2/5000
FVH (80°-90°)	118.6	1.0			G2/225
BL (0°-30°)	264.4	2.2	B1/500		
BM (30°-60°)	642.4	5.3	B1/1000		
BH (60°-80°)	504.6	4.2	B2/1000		G2/1000
BVH (80°-90°)	26.8	0.2			G1/100
UL (90°-100°)	0.0	0.0		U0/0	
UH (100°-180°)	0.0	0.0		U0/0	

BUG Rating: B2-U0-G2

Type II Short





REPORT NUMBER: P868856

CATALOG NUMBER: EMM2-HSN-SA3A-740-U-T2R-HSS

CANDELA DISTRIBUTION (FULL):

	0°	1°	5°	15°	25°	35°	45°	55°	65°	75°	85°
0°	1494.2	1494.2	1494.2	1494.2	1494.2	1494.2	1494.2	1494.2	1494.2	1494.2	1494.2
2.5°	1800.5	1827.4	1807.2	1790.4	1766.8	1743.3	1709.6	1672.6	1625.5	1568.3	1517.8
5°	2207.7	2221.1	2214.4	2204.3	2130.3	2059.6	1988.9	1901.4	1780.3	1672.6	1558.2
7.5°	2614.9	2608.1	2591.3	2561.0	2493.7	2413.0	2285.1	2140.4	1968.7	1780.3	1601.9
10°	2971.6	2981.7	2968.2	2921.1	2837.0	2725.9	2571.1	2406.2	2174.0	1911.5	1662.5
12.5°	3345.2	3351.9	3351.9	3250.9	3193.7	3022.1	2857.2	2635.1	2375.9	2073.1	1733.2
15°	3712.0	3698.5	3698.5	3631.2	3530.3	3338.4	3153.3	2884.1	2591.3	2224.5	1813.9
17.5°	4062.0	4068.7	4038.4	3964.4	3866.8	3681.7	3452.8	3156.7	2803.3	2406.2	1898.1
20°	4408.6	4388.4	4375.0	4300.9	4196.6	3977.8	3759.1	3422.6	3052.4	2611.5	2015.8
22.5°	4731.7	4741.8	4708.1	4590.3	4492.7	4294.2	4045.1	3735.5	3314.9	2816.8	2143.7
25°	5149.0	5115.3	5145.6	5004.3	4852.8	4617.3	4334.6	4028.3	3600.9	3069.2	2301.9
27.5°	5593.2	5613.4	5596.6	5441.8	5236.5	4920.1	4624.0	4297.6	3890.3	3308.1	2480.3
30°	6256.2	6246.1	6249.5	6017.2	5677.3	5300.4	4937.0	4580.2	4179.8	3600.9	2688.9
32.5°	6912.4	6949.4	6858.6	6653.3	6262.9	5694.2	5249.9	4852.8	4459.1	3853.3	2900.9
35°	7440.8	7430.7	7393.7	7164.8	6777.8	6225.9	5606.7	5155.7	4755.2	4162.9	3136.5
37.5°	7568.7	7568.7	7545.1	7403.8	7148.0	6670.1	5993.7	5458.6	5058.1	4438.9	3365.3
40°	7484.5	7467.7	7454.2	7360.0	7222.0	6939.3	6400.9	5771.6	5381.2	4795.6	3617.8
42.5°	7208.6	7211.9	7195.1	7141.3	7067.2	6959.5	6653.3	6104.7	5697.5	5132.2	3866.8
45°	6838.4	6845.1	6824.9	6818.2	6781.2	6781.2	6710.5	6367.2	5997.1	5475.4	4139.4
47.5°	6363.9	6360.5	6350.4	6333.6	6407.6	6488.4	6552.3	6515.3	6262.9	5845.6	4385.0
50°	5640.3	5633.6	5663.9	5748.0	5929.7	6108.1	6296.6	6471.6	6454.7	6188.9	4681.2
52.5°	4701.4	4657.6	4691.3	4950.4	5324.0	5721.1	5987.0	6262.9	6552.3	6552.3	4974.0
55°	3287.9	3325.0	3345.2	3725.4	4462.5	5145.6	5613.4	5970.1	6515.3	6841.8	5297.1
57.5°	2093.2	2106.7	2167.3	2577.9	3442.8	4297.6	5125.4	5711.0	6377.3	7084.1	5620.1
60°	1410.1	1363.0	1410.1	1645.7	2476.9	3372.1	4408.6	5384.6	6178.8	7259.1	5976.9
62.5°	996.1	992.8	1006.2	1144.2	1766.8	2534.1	3510.1	4943.7	6020.6	7269.2	6242.7
65°	804.3	780.8	790.9	868.3	1184.6	1857.7	2574.5	4146.1	5879.3	7090.8	6374.0
67.5°	646.1	636.1	642.8	693.3	888.5	1396.6	1813.9	3153.3	5579.7	6787.9	6299.9
70°	528.4	531.7	535.1	585.6	706.7	1056.7	1295.7	2163.9	4940.3	6444.6	5966.8
72.5°	457.7	457.7	461.1	494.7	592.3	838.0	979.3	1406.7	3998.0	6074.5	5354.3
75°	403.8	403.8	403.8	434.1	504.8	673.1	760.6	962.5	2870.6	5387.9	4428.8
77.5°	350.0	353.4	353.4	380.3	434.1	525.0	585.6	666.3	1830.7	4162.9	3351.9
80°	269.2	269.2	272.6	302.9	370.2	410.6	430.8	471.1	962.5	2614.9	2126.9
82.5°	188.5	191.8	191.8	195.2	249.0	252.4	232.2	235.6	350.0	868.3	807.7
85°	20.2	23.6	26.9	26.9	43.7	53.8	57.2	53.8	57.2	101.0	101.0
87.5°	0.0	0.0	0.0	0.0	3.4	6.7	6.7	10.1	10.1	10.1	10.1
90°	0.0	0.0	0.0	0.0	0.0	0.0	0.0	0.0	0.0	0.0	0.0



REPORT NUMBER: P868856

CATALOG NUMBER: EMM2-HSN-SA3A-740-U-T2R-HSS

CANDELA DISTRIBUTION (continued):

	90°	95°	105°	115°	125°	135°	145°	155°	165°	175°	180°
0°	1494.2	1494.2	1494.2	1494.2	1494.2	1494.2	1494.2	1494.2	1494.2	1494.2	1494.2
2.5°	1490.8	1467.3	1416.8	1373.1	1332.7	1299.0	1275.5	1245.2	1221.6	1221.6	1235.1
5°	1500.9	1447.1	1342.8	1245.2	1167.8	1093.7	1026.4	982.7	949.0	928.8	928.8
7.5°	1514.4	1433.6	1275.5	1127.4	1006.2	888.5	784.1	733.6	683.2	666.3	669.7
10°	1541.3	1426.9	1214.9	1023.1	841.3	693.3	592.3	538.5	511.5	498.1	498.1
12.5°	1571.6	1426.9	1150.9	905.3	693.3	541.8	481.2	440.9	427.4	420.7	413.9
15°	1612.0	1433.6	1097.1	780.8	565.4	457.7	413.9	390.4	376.9	370.2	370.2
17.5°	1659.1	1440.4	1039.9	679.8	481.2	403.8	370.2	353.4	339.9	333.2	333.2
20°	1719.7	1457.2	982.7	588.9	420.7	370.2	339.9	323.1	309.6	306.2	302.9
22.5°	1793.7	1484.1	925.5	514.9	380.3	336.5	309.6	296.2	286.1	279.3	279.3
25°	1881.2	1517.8	881.7	461.1	350.0	313.0	289.4	272.6	262.5	259.1	259.1
27.5°	2002.4	1575.0	838.0	420.7	326.4	289.4	265.9	252.4	242.3	238.9	235.6
30°	2116.8	1645.7	817.8	410.6	309.6	269.2	252.4	235.6	225.5	222.1	218.7
32.5°	2264.9	1726.4	804.3	410.6	302.9	255.8	235.6	222.1	212.0	208.7	205.3
35°	2423.1	1820.7	804.3	424.0	306.2	245.7	222.1	208.7	198.6	191.8	191.8
37.5°	2594.7	1914.9	811.0	444.2	316.3	238.9	208.7	195.2	185.1	181.7	181.7
40°	2776.4	2042.8	824.5	461.1	326.4	235.6	195.2	185.1	175.0	168.3	168.3
42.5°	2944.7	2143.7	848.1	481.2	333.2	232.2	185.1	175.0	164.9	161.5	161.5
45°	3139.9	2254.8	868.3	494.7	333.2	222.1	175.0	164.9	158.2	154.8	151.4
47.5°	3294.7	2345.6	878.4	501.4	326.4	212.0	164.9	158.2	151.4	144.7	148.1
50°	3483.1	2443.2	895.2	504.8	313.0	198.6	158.2	148.1	141.3	138.0	138.0
52.5°	3664.9	2540.8	908.6	498.1	296.2	181.7	148.1	141.3	134.6	127.9	127.9
55°	3880.2	2648.5	928.8	488.0	269.2	164.9	138.0	131.2	121.2	117.8	114.4
57.5°	4125.9	2789.9	945.7	467.8	235.6	148.1	131.2	121.2	107.7	101.0	101.0
60°	4351.4	2951.4	959.1	417.3	205.3	138.0	121.2	111.1	97.6	94.2	94.2
62.5°	4593.7	3119.7	959.1	329.8	175.0	124.5	114.4	104.3	90.9	87.5	87.5
65°	4762.0	3271.1	928.8	245.7	148.1	117.8	111.1	97.6	84.1	80.8	80.8
67.5°	4809.1	3365.3	844.7	175.0	127.9	111.1	104.3	90.9	80.8	74.0	74.0
70°	4657.6	3291.3	689.9	134.6	111.1	101.0	94.2	84.1	74.0	70.7	70.7
72.5°	4223.5	3008.6	514.9	114.4	97.6	94.2	87.5	77.4	70.7	67.3	67.3
75°	3537.0	2500.5	363.5	101.0	90.9	84.1	77.4	70.7	63.9	63.9	63.9
77.5°	2678.8	1807.2	225.5	90.9	77.4	77.4	70.7	63.9	60.6	57.2	57.2
80°	1729.8	1140.9	127.9	63.9	53.8	57.2	50.5	43.7	43.7	40.4	40.4
82.5°	733.6	451.0	67.3	37.0	26.9	23.6	16.8	16.8	13.5	13.5	13.5
85°	74.0	26.9	13.5	10.1	10.1	6.7	6.7	6.7	6.7	3.4	3.4
87.5°	10.1	10.1	10.1	6.7	6.7	6.7	3.4	3.4	3.4	3.4	3.4
90°	0.0	0.0	0.0	0.0	0.0	0.0	0.0	0.0	0.0	0.0	0.0

LM-79-2019: Approved Method: Electrical and Photometric Measurements of Solid-State Lighting Products

Report Prepared for

Cooper Lighting Solutions

Streetworks

Report Number: SP1-2407-157-5

Test Date: 08/07/2024

Luminaire Tested: MEM2-HTN-SA-40-740-U-5WQ-2

Data in this report applies to families of products including MEM2-HTN-SA-40-740-U-5WQ-2

Test Information

Test Method: LM-79-2019
 Report Number: SP1-2407-157-5
 Test Lab: COOPER LIGHTING SOLUTIONS
 Photometer: SP1 - 76IN SPHERE
 Measurement Geometry: 4π
 Issue Date: 08/20/2024
 Manufacturer: COOPER LIGHTING SOLUTIONS
 Product Line: Streetworks
 Catalog Number: **MEM2-HTN-SA-40-740-U-5WQ-2**
 Description: Epic Modern Light Square 40W 5WQ Optic and Flare Trim

Spectral Parameters

CCT (K): 3915
 CIE u': 0.2262
 CIE v': 0.5044
 Duv: 0.0010
 CIE x: 0.3850
 CIE y: 0.3816
 CIE z: 0.2334
 Peak Wavelength (nm): 449
 Dominant Wavelength (nm): 578
 Purity: 30.05482
 R_f: 73.2
 R_g: 93.9

CRI (Ra):	71.0		
R1:	67.6	R9:	-38.4
R2:	78.3	R10:	48.9
R3:	87.1	R11:	65.3
R4:	69.7	R12:	40.4
R5:	67.4	R13:	69.3
R6:	69.3	R14:	92.6
R7:	79.7	R15:	59.9
R8:	48.7		



Test Conditions

Stabilization Time: 21M
 Operation Time: 1H 21M
 Sphere Temperature (°C): 24.2

REPORT NUMBER: SP1-2407-157-5

Measurement and Test Equipment			
Instrument	Identification Number	Calibration Date	Calibration Due Date
Photometer	IN0058	6/18/2024	12/18/2024
Power Meter	INXT2011004	2/8/2024	2/8/2025
AC Power Source	IN0063	10/24/2023	10/24/2024
DC Power Source	IN0208	10/24/2023	10/24/2024
Sphere Thermometer	IN0085	10/24/2023	10/24/2024
Room Thermometer	IN0046	10/24/2023	10/24/2024

REPORT NUMBER: SP1-2407-157-5

CIE 1931 Chromaticity Diagram



CIE 1931 Chromaticity Diagram with 2017 ANSI 7-Step and 4-Step Quadrangles



Point lies inside the ANSI 4000K 4-step quadrangle

REPORT NUMBER: SP1-2407-157-5

Photopic Flux vs. Wavelength



Photopic Lumens: NR

λ (nm)	Power W [^] /nm	Lumens (φ/nm)	λ (nm)	Power W [^] /nm	Lumens (φ/nm)	λ (nm)	Power W [^] /nm	Lumens (φ/nm)	λ (nm)	Power W [^] /nm	Lumens (φ/nm)	λ (nm)	Power W [^] /nm	Lumens (φ/nm)
360	0	NR	490	112	NR	620	618	NR	750	15	NR	880	0	NR
365	0	NR	495	153	NR	625	563	NR	755	13	NR	885	0	NR
370	0	NR	500	216	NR	630	510	NR	760	11	NR	890	0	NR
375	0	NR	505	291	NR	635	456	NR	765	9	NR	895	0	NR
380	0	NR	510	366	NR	640	407	NR	770	8	NR	900	0	NR
385	0	NR	515	436	NR	645	359	NR	775	7	NR	905	0	NR
390	0	NR	520	492	NR	650	316	NR	780	6	NR	910	0	NR
395	2	NR	525	536	NR	655	277	NR	785	5	NR	915	0	NR
400	4	NR	530	567	NR	660	240	NR	790	4	NR	920	0	NR
405	7	NR	535	596	NR	665	208	NR	795	4	NR	925	0	NR
410	12	NR	540	619	NR	670	179	NR	800	3	NR	930	0	NR
415	25	NR	545	644	NR	675	154	NR	805	3	NR	935	0	NR
420	51	NR	550	671	NR	680	133	NR	810	3	NR	940	0	NR
425	100	NR	555	701	NR	685	114	NR	815	2	NR	945	0	NR
430	180	NR	560	735	NR	690	98	NR	820	2	NR	950	0	NR
435	315	NR	565	768	NR	695	83	NR	825	2	NR	955	0	NR
440	514	NR	570	798	NR	700	71	NR	830	1	NR	960	0	NR
445	828	NR	575	825	NR	705	61	NR	835	1	NR	965	0	NR
450	992	NR	580	843	NR	710	52	NR	840	1	NR	970	0	NR
455	652	NR	585	848	NR	715	44	NR	845	1	NR	975	0	NR
460	382	NR	590	844	NR	720	38	NR	850	1	NR	980	0	NR
465	282	NR	595	826	NR	725	32	NR	855	1	NR	985	0	NR
470	180	NR	600	800	NR	730	28	NR	860	1	NR	990	0	NR
475	119	NR	605	762	NR	735	24	NR	865	1	NR	995	0	NR
480	101	NR	610	719	NR	740	20	NR	870	1	NR	1000	0	NR
485	98	NR	615	669	NR	745	17	NR	875	0	NR			

REPORT NUMBER: SP1-2407-157-5

Scotopic Flux vs. Wavelength



Scotopic Lumens: NR

S/P: 1.49

λ (nm)	Power W [^] /nm	Lumens (φ/nm)	λ (nm)	Power W [^] /nm	Lumens (φ/nm)	λ (nm)	Power W [^] /nm	Lumens (φ/nm)	λ (nm)	Power W [^] /nm	Lumens (φ/nm)	λ (nm)	Power W [^] /nm	Lumens (φ/nm)
360	0	NR	490	112	NR	620	618	NR	750	15	NR	880	0	NR
365	0	NR	495	153	NR	625	563	NR	755	13	NR	885	0	NR
370	0	NR	500	216	NR	630	510	NR	760	11	NR	890	0	NR
375	0	NR	505	291	NR	635	456	NR	765	9	NR	895	0	NR
380	0	NR	510	366	NR	640	407	NR	770	8	NR	900	0	NR
385	0	NR	515	436	NR	645	359	NR	775	7	NR	905	0	NR
390	0	NR	520	492	NR	650	316	NR	780	6	NR	910	0	NR
395	2	NR	525	536	NR	655	277	NR	785	5	NR	915	0	NR
400	4	NR	530	567	NR	660	240	NR	790	4	NR	920	0	NR
405	7	NR	535	596	NR	665	208	NR	795	4	NR	925	0	NR
410	12	NR	540	619	NR	670	179	NR	800	3	NR	930	0	NR
415	25	NR	545	644	NR	675	154	NR	805	3	NR	935	0	NR
420	51	NR	550	671	NR	680	133	NR	810	3	NR	940	0	NR
425	100	NR	555	701	NR	685	114	NR	815	2	NR	945	0	NR
430	180	NR	560	735	NR	690	98	NR	820	2	NR	950	0	NR
435	315	NR	565	768	NR	695	83	NR	825	2	NR	955	0	NR
440	514	NR	570	798	NR	700	71	NR	830	1	NR	960	0	NR
445	828	NR	575	825	NR	705	61	NR	835	1	NR	965	0	NR
450	992	NR	580	843	NR	710	52	NR	840	1	NR	970	0	NR
455	652	NR	585	848	NR	715	44	NR	845	1	NR	975	0	NR
460	382	NR	590	844	NR	720	38	NR	850	1	NR	980	0	NR
465	282	NR	595	826	NR	725	32	NR	855	1	NR	985	0	NR
470	180	NR	600	800	NR	730	28	NR	860	1	NR	990	0	NR
475	119	NR	605	762	NR	735	24	NR	865	1	NR	995	0	NR
480	101	NR	610	719	NR	740	20	NR	870	1	NR	1000	0	NR
485	98	NR	615	669	NR	745	17	NR	875	0	NR			

REPORT NUMBER: SP1-2407-157-5

Melanopic Flux vs. Wavelength



Melanopic Lumens: NR

M/P: 2.88

λ (nm)	Power W [^] /nm	Lumens (φ/nm)	λ (nm)	Power W [^] /nm	Lumens (φ/nm)	λ (nm)	Power W [^] /nm	Lumens (φ/nm)	λ (nm)	Power W [^] /nm	Lumens (φ/nm)	λ (nm)	Power W [^] /nm	Lumens (φ/nm)
360	0	NR	490	112	NR	620	618	NR	750	15	NR	880	0	NR
365	0	NR	495	153	NR	625	563	NR	755	13	NR	885	0	NR
370	0	NR	500	216	NR	630	510	NR	760	11	NR	890	0	NR
375	0	NR	505	291	NR	635	456	NR	765	9	NR	895	0	NR
380	0	NR	510	366	NR	640	407	NR	770	8	NR	900	0	NR
385	0	NR	515	436	NR	645	359	NR	775	7	NR	905	0	NR
390	0	NR	520	492	NR	650	316	NR	780	6	NR	910	0	NR
395	2	NR	525	536	NR	655	277	NR	785	5	NR	915	0	NR
400	4	NR	530	567	NR	660	240	NR	790	4	NR	920	0	NR
405	7	NR	535	596	NR	665	208	NR	795	4	NR	925	0	NR
410	12	NR	540	619	NR	670	179	NR	800	3	NR	930	0	NR
415	25	NR	545	644	NR	675	154	NR	805	3	NR	935	0	NR
420	51	NR	550	671	NR	680	133	NR	810	3	NR	940	0	NR
425	100	NR	555	701	NR	685	114	NR	815	2	NR	945	0	NR
430	180	NR	560	735	NR	690	98	NR	820	2	NR	950	0	NR
435	315	NR	565	768	NR	695	83	NR	825	2	NR	955	0	NR
440	514	NR	570	798	NR	700	71	NR	830	1	NR	960	0	NR
445	828	NR	575	825	NR	705	61	NR	835	1	NR	965	0	NR
450	992	NR	580	843	NR	710	52	NR	840	1	NR	970	0	NR
455	652	NR	585	848	NR	715	44	NR	845	1	NR	975	0	NR
460	382	NR	590	844	NR	720	38	NR	850	1	NR	980	0	NR
465	282	NR	595	826	NR	725	32	NR	855	1	NR	985	0	NR
470	180	NR	600	800	NR	730	28	NR	860	1	NR	990	0	NR
475	119	NR	605	762	NR	735	24	NR	865	1	NR	995	0	NR
480	101	NR	610	719	NR	740	20	NR	870	1	NR	1000	0	NR
485	98	NR	615	669	NR	745	17	NR	875	0	NR			

Summary

$R_f = 73.2$
 $R_g = 93.9$
 $CIE R_a = 71.0$
 $R_g = -38.4$



Color Vector Graphics



Individual Sample Fidelity Index ($R_{f,i}$)

CES01 = 85	CES26 = 61	CES51 = 88	CES76 = 50
CES02 = 61	CES27 = 88	CES52 = 87	CES77 = 69
CES03 = 30	CES28 = 81	CES53 = 77	CES78 = 53
CES04 = 70	CES29 = 65	CES54 = 84	CES79 = 81
CES05 = 47	CES30 = 81	CES55 = 83	CES80 = 78
CES06 = 50	CES31 = 69	CES56 = 73	CES81 = 77
CES07 = 40	CES32 = 60	CES57 = 72	CES82 = 91
CES08 = 39	CES33 = 76	CES58 = 73	CES83 = 89
CES09 = 29	CES34 = 70	CES59 = 85	CES84 = 86
CES10 = 74	CES35 = 83	CES60 = 89	CES85 = 77
CES11 = 57	CES36 = 91	CES61 = 81	CES86 = 71
CES12 = 63	CES37 = 79	CES62 = 85	CES87 = 76
CES13 = 42	CES38 = 92	CES63 = 72	CES88 = 80
CES14 = 74	CES39 = 96	CES64 = 64	CES89 = 70
CES15 = 71	CES40 = 91	CES65 = 61	CES90 = 79
CES16 = 46	CES41 = 93	CES66 = 57	CES91 = 74
CES17 = 49	CES42 = 80	CES67 = 54	CES92 = 57
CES18 = 56	CES43 = 76	CES68 = 63	CES93 = 74
CES19 = 72	CES44 = 99	CES69 = 73	CES94 = 51
CES20 = 65	CES45 = 85	CES70 = 55	CES95 = 65
CES21 = 86	CES46 = 82	CES71 = 48	CES96 = 76
CES22 = 78	CES47 = 86	CES72 = 83	CES97 = 84
CES23 = 92	CES48 = 77	CES73 = 45	CES98 = 75
CES24 = 91	CES49 = 80	CES74 = 93	CES99 = 62
CES25 = 72	CES50 = 88	CES75 = 51	



Color Rendition by Hue-Angle Bin



Measure Comparisons



(END OF REPORT)